

GLEANER®



GLEANER S9 SERIES COMBINES

DESIGNED FOR FARMERS IN THE BUSINESS OF FARMING

THE GOAL IS THE SAME, BUT THE PROCESS IS DIFFERENT

Farmers have a varying range of needs from their combine. But at the end of the day, there are some pretty basic but important factors that determine a successful harvest. A harvest is successful when crop is harvested as quickly and efficiently as possible and produces a clean grain sample with little loss. Most other combines utilize larger, more complex designs to achieve similar results with costly trade offs.

Because the design of the Gleaner® combine is so fundamentally different, it's able to offer levels of harvesting performance and efficiency other combines are unable to achieve.

At Gleaner, our standard is to provide owners of our combines and headers with reliable performance through simple and efficient designs that produce results with fewer inputs. Simply put, Gleaner combines save more and cost less.



Because of the unique designs, Gleaner combine owners can expect:

EFFICIENT FEEDING, THRESHING AND SEPARATION

Because of the way the Gleaner combine handles and processes material, the direction and flow of the crop mat never changes. This efficiency allows the processor to move a large volume of material while needing less horsepower.

A CLEAN GRAIN SAMPLE WITH MINIMAL LOSS

The cleaning shoe of the Gleaner is able to efficiently clean a large volume of material and produce a premium sample in the grain tank, regardless of the slope of the terrain.

INCREASED FUEL ECONOMY

The simple and easy to maintain drive systems move power through the machine without the inefficiencies of gearboxes or hydraulic motors. More power goes to the act of harvesting, and less fuel is used to do it.

EASY TO MAINTAIN AND SERVICE

Complexity creates clutter. The reduced complexity of the Gleaner combine allows for easy access to maintain and service the machine.



THE NATURAL FLOW PROCESSOR

Over the course of more than 50 years, Gleaner has been developing and refining the Natural Flow processor. Decades of experience with a proven design has resulted in an exclusive process of feeding, threshing and cleaning crop.

CLEANING

Gleaner combines can create a more efficient and effective method of cleaning the material from the processor that gets a cleaner sample in the grain tank, regardless of the slope. Two distribution augers located below the processor move material evenly over the cleaning shoe. This is a direct advantage over designs with axial rotors that tend to load one side of the cleaning shoe more than the other. Two accelerator rolls propel the grain and chaff four times the speed of free fall through the first stream of air from the cleaning fan toward the front of the cleaning shoe. The lighter chaff is unable to pass through the first blast of air and blows out the rear of the machine. The combination of both the distribution augers and accelerator rolls allows for consistent and even loading of the cleaning shoe on grades with up to a 23% slope. The second air blast from the cleaning fan and shaking action and large cleaning area of the cleaning shoe then finishes the process of creating arguably the best grain tank sample in the industry.

FEEDING


The Natural Flow process starts at the front of the feeder house. Two 39-inch-wide, four-strand feed chains quickly move material from the header to the rotor. Because the rotor is fed from the side, rather than the front, there is no need for a feeder impeller or beater to force crop into an inlet or transition cone. This results in two benefits: less damage to the crop and less horsepower needed to move large volumes of material into the processor.

THRESHING AND SEPARATION

The way the Gleaner combine threshes and separates grain is truly what sets it apart from other designs. Because the rotor is positioned transverse to the travel of the machine, the Natural Flow processor is able to thresh and separate at a high capacity. The separator cage uses a full 360 degrees of separation, reducing the length of both the rotor and cage but allowing for the same amount of separation area as other designs.

REACTIVE AIR CONTROL

To further reduce loss from the shoe, we've developed the reactive air control system that reduces losses at the headlands of the field when crop flow volumes are reduced. When the header is raised above the yield cutoff point, the cleaning fan choke closes to an operator-determined position to reduce the air volume and reduce the loss due to the lower volume of material from the processor. When the header drops below the yield cutoff, the choke returns to the operating position.



GRAIN TANK AND UNLOADING AUGER

Not only does the Natural Flow processor provide a better and more efficient way to thresh, separate and clean grain, it also allows for a more effective use of space. Nowhere is that more evident than the grain tank.

FASTEST STANDARD AVERAGE UNLOADING RATE

The unique Direct Flow unloading auger design on Gleaner combines is able to unload a large volume of grain in a short amount of time efficiently while keeping the amount of damage to the grain low. Eliminating the turret from the unloading auger system reduces the horsepower needed to move the grain, the damage created by the transitions, and the amount of time unloading. The Direct Flow unloading auger is able to unload at a sustained 4 bushels per second and empty the 390 bushel grain tank in 98 seconds. The vertical and angled walls of the grain tank promote better cleanout of the grain tank when unloading.

LOWER CENTRE OF GRAVITY

The majority of the grain tank volume is carried forward of the processor, rather than above the processor of combines with axial rotors. Carrying the grain lower to the centre of gravity gives the Gleaner more stability when operating on hillsides and reduces the overall height of the machine while still holding a standard 390 bushels of grain on all models.

POWERFOLD GRAIN TANK EXTENSIONS AND GRAIN TANK ACCESS

All Gleaner S9 Series combines come standard equipped with PowerFold grain tank extensions that reduce the overall height to 12.41 feet (3.78 m) in 20 seconds when storing or transporting the machine. Owners are able to easily access the grain tank from the operator cab platform with a folding access ladder.



RESIDUE MANAGEMENT

Effective residue management is vital to ensuring the results of next year's crop. Gleaner combines can process and spread the material from both the rotor and the cleaning shoe evenly to promote better decomposition and a better seedbed for next year.

ROTOR DISCHARGE OPTIONS

Two options are available to handle the discharge from the rotor. A standard impeller moves the material from the discharge area of the rotor down to the hydraulic spreader. If the material must be chopped, an optional Fine Cut II chopper is available. The Fine Cut II uses 24 blades around a 7.5-inch drum spinning up to 3250 rpm to destroy material leaving the rotor. A set of stationary knives can increase the level of chop when harvesting small grains or soybeans.


SPREADING

The material from the rotor discharge and the cleaning shoe is evenly spread behind the machine using a hydraulic straw spreader and hydraulic chaff spreader. Straw spreader speed is easily adjustable from the operator cab and is maintained by closed loop control. The straw spreader and chaff spreader are able to evenly spread material the full width of a 40-foot-wide header.



A VISION IN THE FIELD

Engineers at Gleaner focused on creating a quiet, comfortable and simple operating environment that is critical to creating a safe, productive and enjoyable harvest experience. The Vision™ cab is the culmination of those efforts.



OPERATOR CAB LADDER

The S9 Series offers a choice between two powered ladders. The standard PowerFold ladder folds the ladder up during transport or when extra clearance is needed on the left-hand side of the machine. The optional PowerSwivel rotates the ladder forward, in front of the drive wheel, to decrease transport width.

VISIBILITY

With 66 square feet of glass, visibility is maximized to be able to see end to end of the header with minimal movement. The front pillars of the cab are narrow to further reduce any restrictions to see the full length of the sickle or every row.

Two levels of available lighting options give an unparalleled visibility at night. The standard lighting option provides 12 halogen lamps around the machine. The optional NightSight LED lighting package increases the visibility by using LED lamps that provide greater visibility.

EXPANSIVE SPACE

The large amount of space inside the cab allows for plenty of room when getting in and out of the cab. There is an ample 130 cubic feet of room to spread out and put your feet up on the standard foot rests, even with someone in the instructor seat.

CLIMATE CONTROLLED

Even with a large volume of air inside the cab, the automatic HVAC system maintains a comfortable temperature. To help insulate the cab, the glass is treated with UV-blocking laminate and the wide overhang provides shade from the sun on hot days.

QUIET COMFORT

In addition to the UV-blocking lamination, the glass of the combine also blocks sound and insulation added to critical areas, further reducing the high decibel noise of harvest.

When things get a little too quiet in the cab, two radio options allow the operator to listen to their favourite music on AM/FM stereo, Bluetooth® or Sirius XM when equipped with the Deluxe radio option. The Deluxe radio also adds a hands-free phone function and four Kicker speakers and a subwoofer.

STRAIGHTFORWARD OPERATION

The theme of reducing complexity continues inside the operator cab. Simple and easy to use controls and functions limit the amount of searching or movement from the operator while harvesting.

TYTON TERMINAL

The Tyton™ terminal is the information hub for the operator. Multiple functions and monitors of the machine are controlled through the Tyton terminal. The position of the Tyton terminal is adjustable to put the screen in the most comfortable position that doesn't obscure visibility of the head.


MULTIFUNCTION LEVER

To further reduce the number of times the operator has to move during harvest, controls for the most frequently used functions are located on the multifunction lever or MFL. In addition to the forward and reverse movement of the machine, the MFL controls the following functions:

- Header and reel movement
- Automatic header control engagement
- Unloading auger swing and engagement
- Automatic guidance engagement and disengagement
- Guidance nudge
- Switching between the two speed variants

MULTIFUNCTION ARMREST

The multifunction armrest is arranged to put frequently used functions at your fingertips and easy to understand adjustments at short reach. Limiting the amount of movement helps reduce fatigue and keeps you in the field longer.



TECHNOLOGY

When it comes to technology, Gleaner gives you a choice in yield monitoring and in guidance. Additionally, different camera options offer multiple views at the same time.

YIELD MONITORING

Owners can option their combine with either the standard Fieldstar® Live yield monitor from AGCO or the optional Ag Leader® yield monitor. Both options are fully integrated into the machine using AGCO or Ag Leader components and provide live yield maps when equipped with the correct guidance receiver. Both options can be configured, calibrated and set through the Tyton terminal. If the combine is equipped with Ag Leader, owners can install their Ag Leader terminal with the included harness.*

ROW GUIDANCE

When a Command 3300 Series corn head equipped with a Reichhardt row guidance sensor is installed, the owner can operate the row guidance through the Tyton terminal.

RECEIVER CHOICES

Operators can choose from three different options for positioning receivers. The Garmin receiver option provides position information for task recording only. For automatic guidance and live yield mapping, choose between the NovAtel or Trimble receivers. Both receivers offer multiple levels of guidance accuracy, and the Trimble receiver gives owners access to proprietary guidance solutions from Trimble.

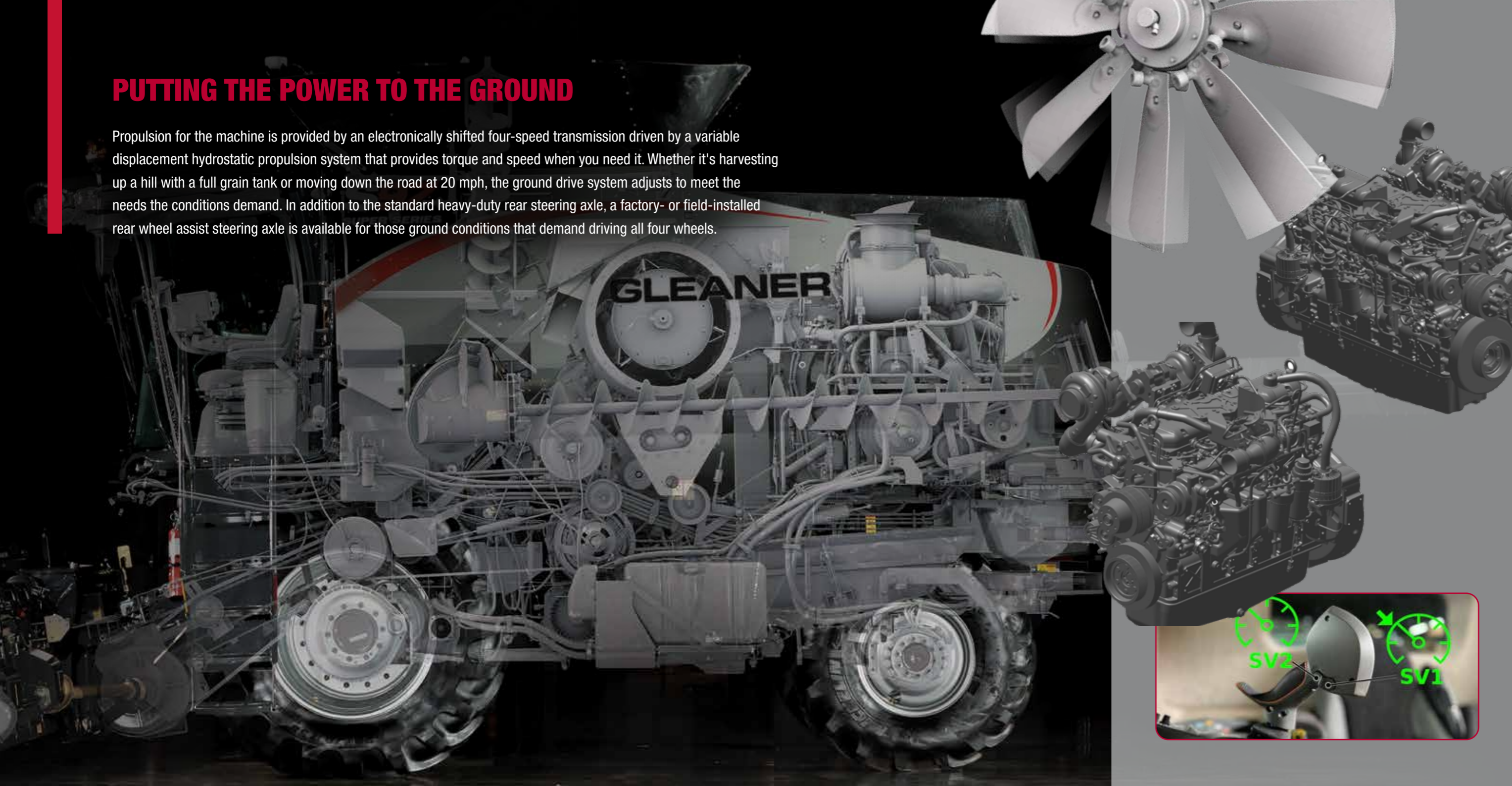
AGCAM CAMERAS AND QUAD DISPLAY

Sometimes you need more visibility than the operator cab can give. To get you a better line of sight, Gleaner combines can be equipped with as many as six different cameras. The Tyton terminal can display two cameras, including an automatic back-up camera. Owners can also option the machine to include an AgCam Quad Display positioned at the centre of the headliner, forward of the operator. The quad display can show four additional camera views.

*To install an InCommand, an additional harness supplied by Ag Leader is needed.

PUTTING THE POWER TO THE GROUND

Propulsion for the machine is provided by an electronically shifted four-speed transmission driven by a variable displacement hydrostatic propulsion system that provides torque and speed when you need it. Whether it's harvesting up a hill with a full grain tank or moving down the road at 20 mph, the ground drive system adjusts to meet the needs the conditions demand. In addition to the standard heavy-duty rear steering axle, a factory- or field-installed rear wheel assist steering axle is available for those ground conditions that demand driving all four wheels.



SPEED VARIANTS

One variable that can affect the performance and consistency of the processor is ground speed. Using the Speed Variant functions of the ground drive system, the operator can set two speeds at which the combine will maintain when activated. The operator can then use the lock button on the multifunction lever and the toggle on the forward side of the handle to control the function and select which speed. When the handle is moved to the full forward position, the combine will travel at the set and selected speed variant.

RELIABLE POWER FROM AGCO POWER

To find the right power level that matches your needs, Gleaner offers three different levels of power provided by two of the most reliable engines from AGCO Power™, the 8.4L 6-cylinder and the 9.8L 7-cylinder. All three power levels provide fuel-efficient torque and horsepower and run clean using selective catalyst reduction (SCR) and cooled EGR to meet the current emission standards. Gleaner S97 and S98 combines use the AP 9.8L 7-cylinder. The engine in the S97 produces a rated power of 375 HP (279 kW) and a peak output of 451 HP (336 kW). The engine in the S98 has a rated power of 430 HP (320 kW) and a peak output of 471 HP (351 kW).

SMARTCOOLING ENGINE FAN

The AE50 award-winning SmartCooling engine fan provides two benefits to the Gleaner owner, higher fuel efficiency and lower maintenance times. The SmartCooling engine fan automatically changes the pitch of the fan blades to meet the cooling demands of the engine. If less cooling is required, the pitch is decreased to decrease drag and use less power to turn the fan. As the engine or hydraulic oil heat up, the pitch is increased to increase air flow and cooling. The engine fan can automatically, or manually, momentarily reverse the pitch of the fan blades to reverse the flow of air and clean the cooling package and rotary screen.

Should the conditions require, the operator can turn one or both of the features off in the Tyton terminal to pitch the fan blades full forward and reverse only when commanded by the operator.

SERVICEABILITY AND MAINTENANCE

An additional benefit of reducing the complexity of the Gleaner combine is the decreased time and work needed to service and maintain the machine. Less time getting ready to harvest means more time in the field being productive. A majority of the service points are accessible from the ground or from a standing platform, meaning you're taking care of your machine from safe and stable footing.

FACTORY WARRANTY

Gleaner combines are designed and built to be reliable. But we all know that failures in the field may happen. So to help owners of Gleaner combines through the first two years of ownership, we offer a two-year warranty. It covers any repairs, from the front of the feeder house to the end of the spreader.

LIGHTER FOOTPRINT, BIGGER IMPACT

What we do today during harvest will affect the successes we have next year in yields. Ground compaction from heavy harvesting equipment hampers the ability for next year's crops to grow and produce the yields you expect. Gleaner combines weigh on average 10,000 to 12,000 pounds lighter than comparable machines. The reduced weight is due to the design of the machine, not because of weaker or thinner material. The lighter weight benefits both no till and conventional till practices by reducing compaction for no till operations and fewer passes with the disc to smooth out ruts for conventional till operations.



GLEANER 9300 SERIES HEADER

Gleaner 9300 Series DynaFlex® draper headers deliver reduced header loss while providing excellent throughput capacity. These headers are designed for the Gleaner combine, so you're always ready to harvest.



GLEANER 9300	9330	9335	9340
Cutting Width (ft. (m))	30 (9.1)	35 (10.7)	40 (12.1)
Cutter Bar	SCH		
Cutter Bar Float (in. (mm))	8 (203.2)		
Cutter Bar Drive	Dual mechanical		
Variable Speed Side Draper (ft./min (m/min))	384 (117.04) - 602 (183.49)		
Fixed Speed Side Draper (ft./min (m/min))	557 (169.77)		



	S97	S98
ENGINE		
Type	AP 9.8L Tier IV Final	AP 9.8L Tier IV Final
Displacement	598 cu in (9.8 L)	598 cu in (9.8 L)
Rated Speed	2100 rpm	2100 rpm
Rated Power	375 HP (280 kW)	430 HP (321 kW)
Peak Power @ rpm	451 HP (336 kW) @ 1950 rpm	471 HP (351 kW) @ 1950 rpm
Turbo	Two stage turbo w/ waste gate control /water to air intermediate charge air cooler / air to air charged air cooler	
Engine Idle Speeds	1000 rpm - low idle / 2130 rpm - high idle / engine speed is infinite between low and high idle	
Engine Fan	SmartCooling w/ variable pitch and reversing	
Emissions	Selective catalyst reduction (SCR) / cooled exhaust gas recirculation (EGR)	
Fuel Capacity	230 gal (870.6 L)	
DEF Capacity	24.5 gal (92.7 L)	
FEEDING		
Chain Quantity	4 Strands	
Width	39.5 in (1003 mm)	
Conveyor Drive	2-Speed, 2HB belt drive	
Header Drive	Standard fixed speed drive, optional variable speed drive	
Feeder Reverser	Standard hydraulic reverser	
PROCESSOR		
Rotor Configuration	Transverse rotary	
Rotor Diameter	30 in (762 mm)	
Rotor Length	88 in (2235 mm)	
Rotor Speed Range	179 to 480 rpm - low range / 336 to 903 rpm - high range	
Concave Construction	Four (4) bars and wire concaves with 87 degrees wrap for all crops	
Separator Grate	One (1) fixed separator grate and chromed separator cage	
Separator Grate Covers	One (1) cover installed over rear of separator grate in dry wheat and soybean conditions. Removed in corn. One (1) cover installed below the chopper floor. Installed in small grain and in some soybean conditions. Removed for corn.	
Threshing Area	960 in² (0.62 m²)	
Separating Area	1124 in² (0.73 m²)	
Perforated Cage/Discharge Grate Area	3963 in² (2.56 m²)	
Total Threshing and Separating Area	6047 in² (3.90 m²)	
GRAIN HANDLING		
Grain Tank Volume	390 bu (13743 L)	
Unloading Rate	4.0 bu/sec (140.95 L/sec)	
Grain Tank Extensions	Powered - standard	
YIELD MONITOR		
Systems	Fieldstar Live with live yield mapping / Ag Leader with live yield mapping in either the Tyton or Ag Leader terminal	

	S97	S98
CLEANING		
Cascade Pan/Front Chaffer Area	992 in² (0.63 m²)	
Chaffer Area	3889 in² (2.51 m²)	
Sieve Area	3397 in² (2.19 m²)	
Total Cleaning Area	8721 in² (5.62 m²)	
Chaffer/Sieve Configuration	Standard all crop chaffer and sieve - recommended for small grain, sorghum, and low-yielding corn and soybeans Square lip deep tooth corn chaffer and standard sieve - recommended for higher capacity with cleaner sample in corn and soybeans Round lip deep tooth corn chaffer and standard sieve - recommended for high capacity in corn and soybeans	
Shoe Motion	Shaker	
Cleaning Fan	13 in (330 mm) diameter scroll fan	
Fan Speed	1250 rpm	
Air Volume Control	Electric adjustable choke	
Tailings Return System	Paddle elevator returns tailings to rotor.	
DISCHARGE		
Configuration	Impeller - standard / 2-speed FineCut II chopper - optional	
Tailboards	Hydraulic rotor discharge straw spreader - standard / passive shoe tailboard - standard / hydraulic chaff spreader - standard	
GROUND DRIVE		
Transmission	Electric shift four (4) speed	
Brakes	Inboard Hydraulic Shoe	
STEERING		
Axles	Heavy-duty steering axle - standard / rear wheel assist steering axle - optional	
Widths	9.91 to 11.91 ft (3.00 to 3.63 m) - heavy-duty steering axle / 10.5 to 12 ft (3.20 to 3.65 m) - rear wheel assist steering axle	
OPERATOR CAB		
Monitors	Tyton 10.4 in (26.4 cm) terminal - standard / ability to connect Ag Leader terminal on equipped machines	
Operator Seat	Air suspended cloth seat / air suspended cloth seat / cloth and leather bolstered, heated and cooled seat	
Cooler	Optional	
TECHNOLOGY		
Guidance Receivers	NovAtel SMART7 receiver / Trimble AG-482 receiver	
Telemetry	With subscription to Connect and installed AGCO Connectivity Module	
WEIGHT AND DIMENSIONS		
Weight	32,220 lbs (14,615 kg)	
Transport Height	149.8 in (3.80 m)	
Transport Length w/o Header	340.5 in (8.65 m)	
Height w/ Extensions Open	178.3 in (4.52 m)	
Wheel Base	134.0 in (3.40 m)	
Unloading Auger Reach From Centerline	275 in (6.98 m)	
Unloading Auger Height at Spout	183 in (4.65 m)	
Unloading Auger Tube Clearance	173.5 in (4.4 m) at point 39.37 in (1 m) inward from end of spout	



Some equipment shown may be optional. Attention: Photographs in this publication may show protective shields and guards open or removed for the purposes of illustration. Be certain all shields and guards are in place during operation. ©2023 AGCO Corporation. Gleaner is a brand of AGCO. AGCO and Gleaner are trademarks of AGCO. All rights reserved. | MAS0112

GLEANER®